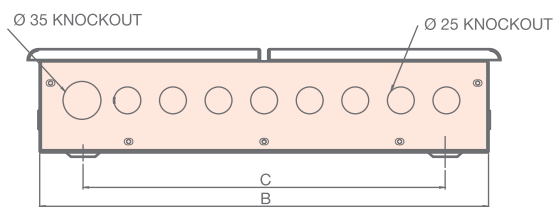
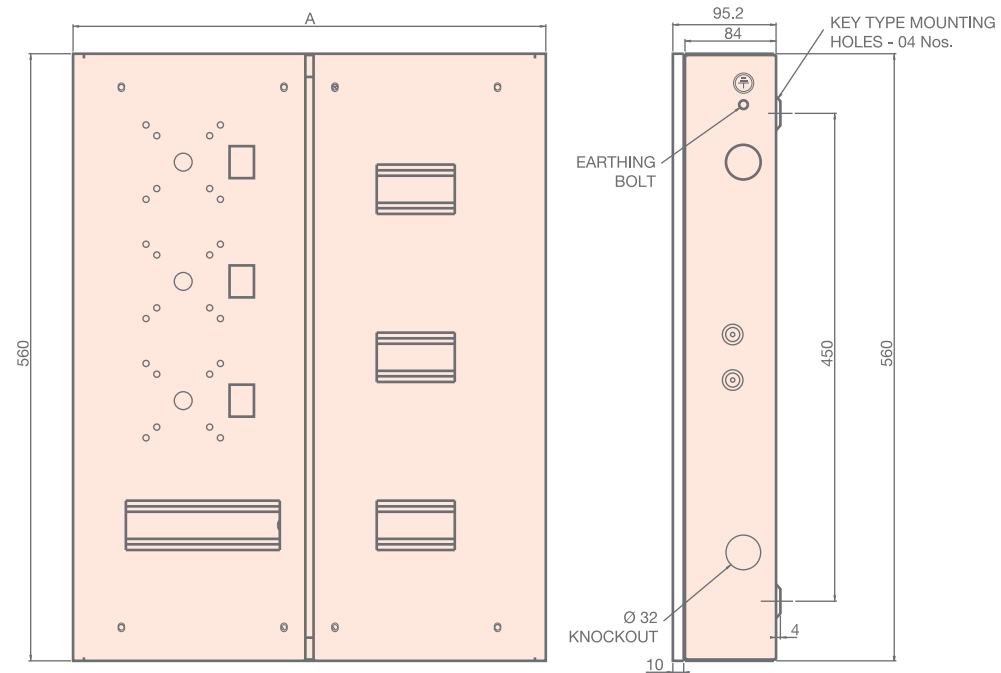


## Dimensions

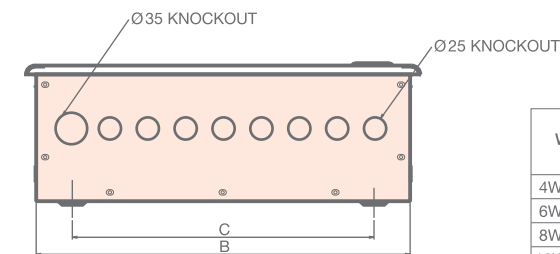
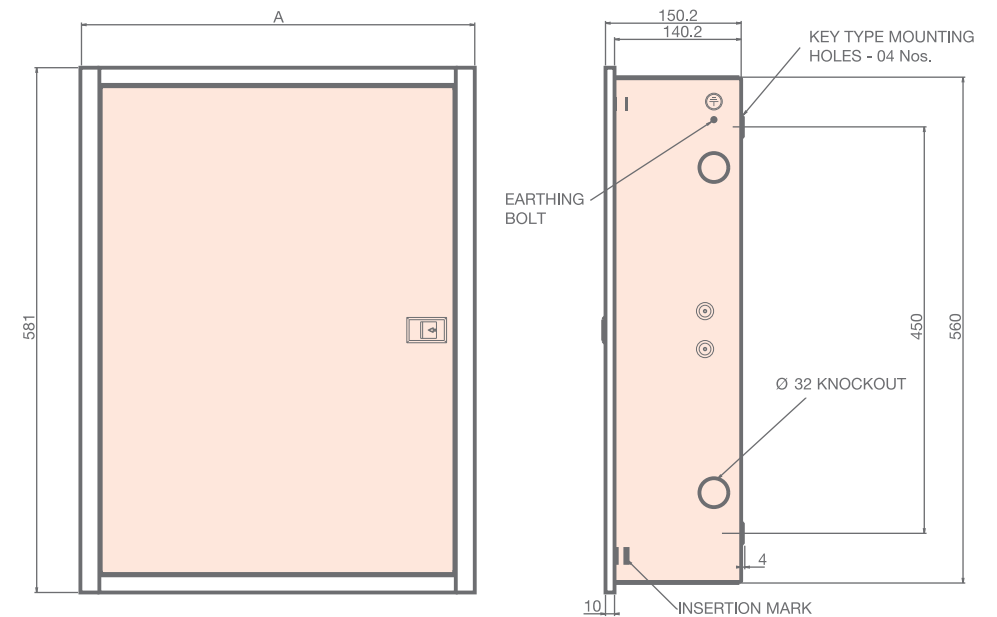
### Phase Selector SD Bare



Ways	A	B	C	No. of Knockouts of Ø 25
				Top & Bottom Side
4W 4P I/C	436	414	334	8
6W 4P I/C	472	450	370	8
8W 8P I/C	508	486	406	8
12W 8P I/C	580	558	478	11

General Tolerance : ±2.0 mm

### Phase Selector DD Bare



Ways	A	B	C	No. of Knockouts of Ø 25
				Top & Bottom Side
4W 4P I/C	436	414	334	8
6W 4P I/C	472	450	370	8
8W 8P I/C	508	486	406	8
12W 8P I/C	580	558	478	11