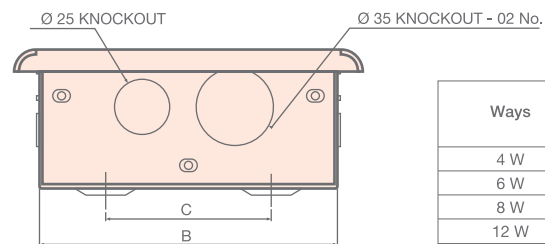
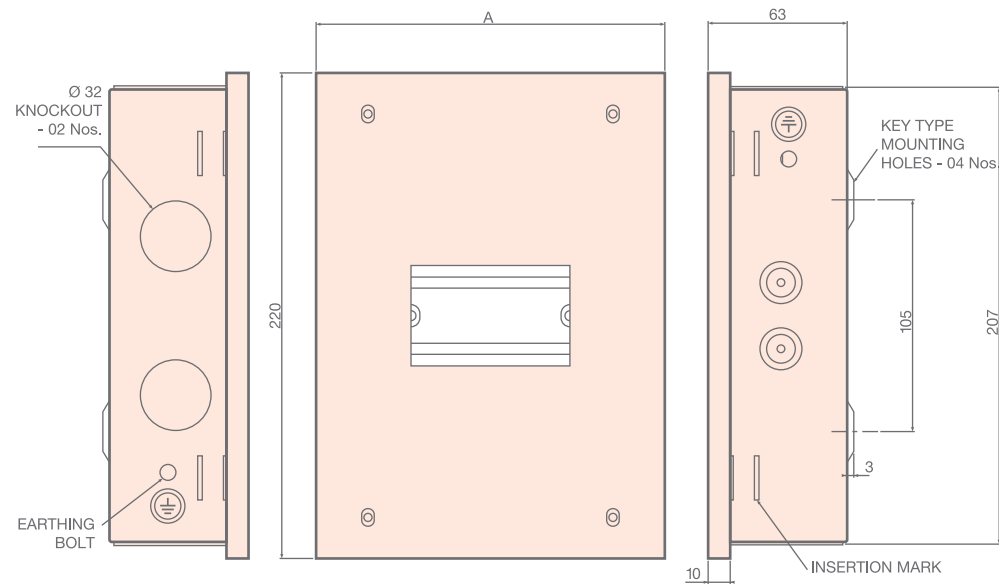


Dimensions

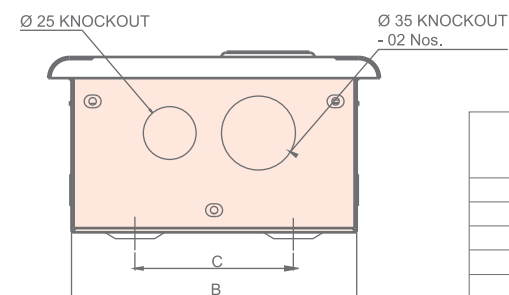
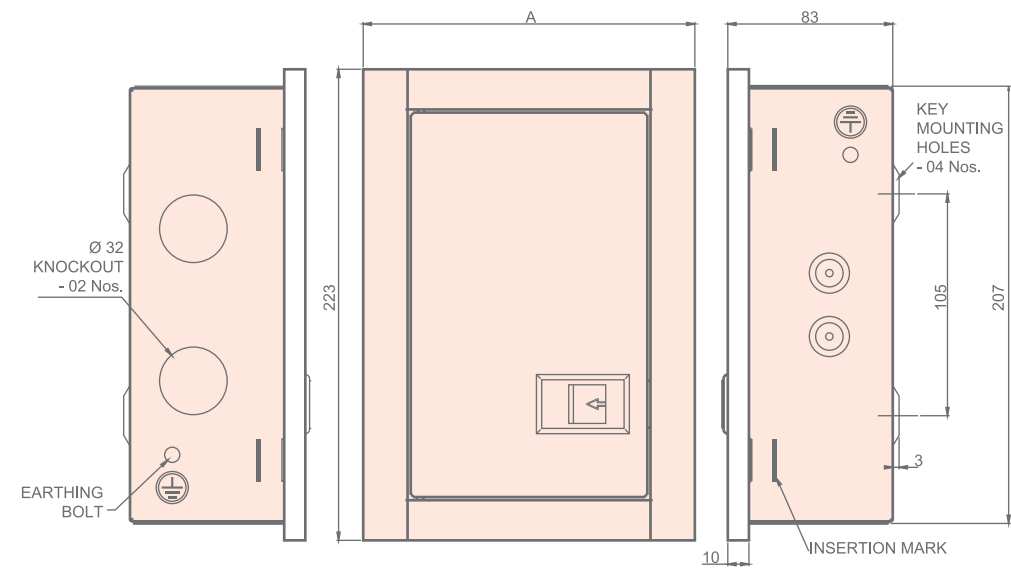
SPN SD



Ways	A	B	C	No. of Knockouts of Ø 25
				Top & Bottom Side
4 W	158	135	75	1
6 W	193	170	110	2
8 W	228	205	145	3
12 W	298	275	215	5
16 W	368	345	285	6

General Tolerance : ±2.0 mm

SPN DD



Ways	A	B	C	No. of Knockouts of Ø 25
				Top & Bottom Side
4 W	158	135	75	1
6 W	193	170	110	2
8 W	228	205	145	3
12 W	298	275	215	4
16 W	368	345	285	6